

**Management Report for December 2024**



# Financials as of Dec 31<sup>st</sup>, 2024

in EUR	12/31/2024
Intangible assets	167,067
Property, plant and Equipment	71,874
Deferred tax asset	-
Loan to Related party	223,229
<b>Non-Current Assets</b>	<b>462,170</b>
Accounts Receivable - Current	8,227,752
Impairment allowance	- 300,923
Other accrued income	1,507
Other receivables	52,105
Current Tax Assets	74,583
Advances paid	12,731
Deferred expense	31,764
Cash	22,895
<b>Current Assets</b>	<b>8,005,224</b>
<b>Total Assets</b>	<b>8,467,394</b>
Share capital	800,000
Current profit/(loss) Dec 24	- 9,027
Accumulated profit/(loss)	283,671
<b>Total Equity</b>	<b>1,074,645</b>
Borrowings	7,165,776
Accounts Payable	180,705
Current Tax Liabilities	16,476
Accrued Liabilities / Expenses	23,188
Liabilities towards the employees	3,427
Other current financial liabilities	-
Other payables	3,177
<b>Total Liabilities</b>	<b>7,392,749</b>
<b>Equity and Liabilities</b>	<b>8,467,394</b>

in EUR	2024 Full year actual
<b>Interest and similar income</b>	<b>1,380,548</b>
<i>Interest income</i>	1,292,837
<i>Issuance commissions</i>	52,202
<i>Early repayment fee income</i>	16,106
<i>Other commission income</i>	12,226
<i>Penalties earned</i>	7,177
Interest expense/income	(267,875)
Extrenal Debt collection expense	(28,996)
P2P connection fee expense	(1,435)
Car dealership commissions	18,963
GPS costs	(28,820)
<b>Net interest income</b>	<b>1,072,384</b>
Impairment - Provision for Doubtful Debt	(98,778)
Impairment - Bad Debt Written Off	(2,628)
Impairment - Financial Assets	(2,601)
<b>Gross profit</b>	<b>968,377</b>
Selling expense	(39,764)
Administrative expense	(707,653)
Other operating expense	(6,249)
Other operating income	34,623
Other interest receivable and similar income	1,065
Interest payable and similar expense	(7)
<b>Profit/(Loss) before Tax</b>	<b>250,392</b>
Corporate Income tax	-
Deferred Tax	(12,003)
<b>Profit/(loss) before unrealized Forex</b>	<b>238,389</b>
Unrealized Forex Gain/(Loss)	-
<b>Net profit/(loss)</b>	<b>238,389</b>
Exchange difference on translation to presentation currency	-
Reporting Net profit/(loss)	238,389
Reporting Net profit/(loss) excluding impairment and depreciation	449,706
EBITDA	618,803

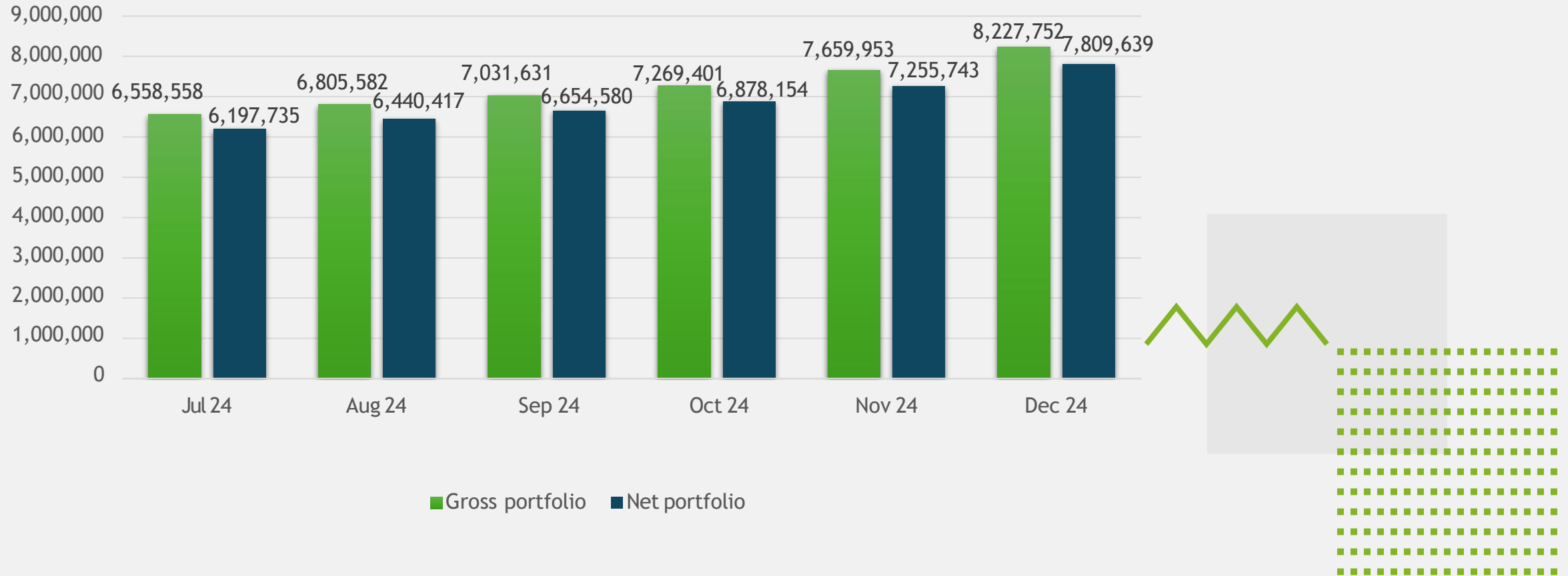
# Products

Overview of products as of 31-Dec-24:

Description	Leasing	Express Loan	Cash Loan
First sale date	30-Jun-19	30-Nov-22	31-Mar-23
Client Type	Private + Business	Private	Private + Business
Private amount	EUR 15,000	EUR 2,000	EUR 15,000
Business amount	Up to EUR 50,000	n/a	Up to EUR 50,000
Up to Maturity	84	24	84
Min approval time	1 day	1 min	1 day
Outstanding balance	5.2M	2.1M	0.8M
Cumulative issuance	9.8M	5.6M	1.2M
APR	18.80% - 26.05%	37.14%	18.80 - 26.05%
Average Maturity	58	16	45
Average Issuance	EUR 11,800	EUR 530	EUR 5,100
Collateral	Bank Account, Financed Vehicle	Bank Account	Bank Account, Moveable i.e., vehicle
LTV	83%	n/a	100%

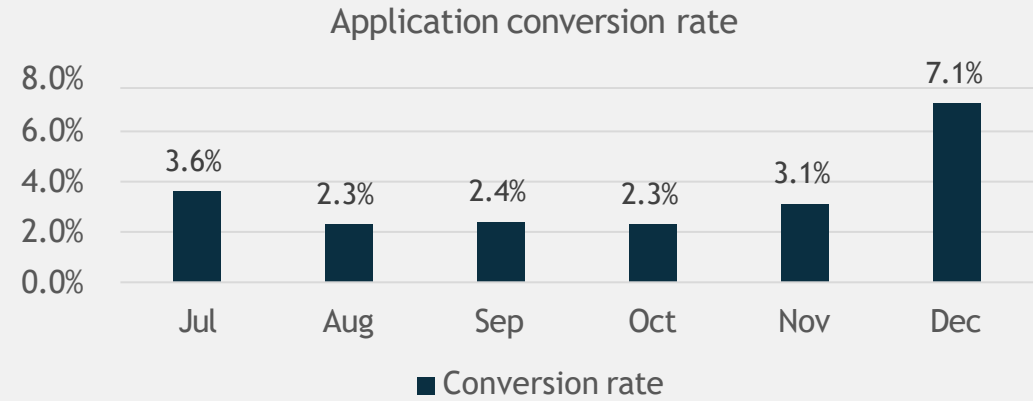
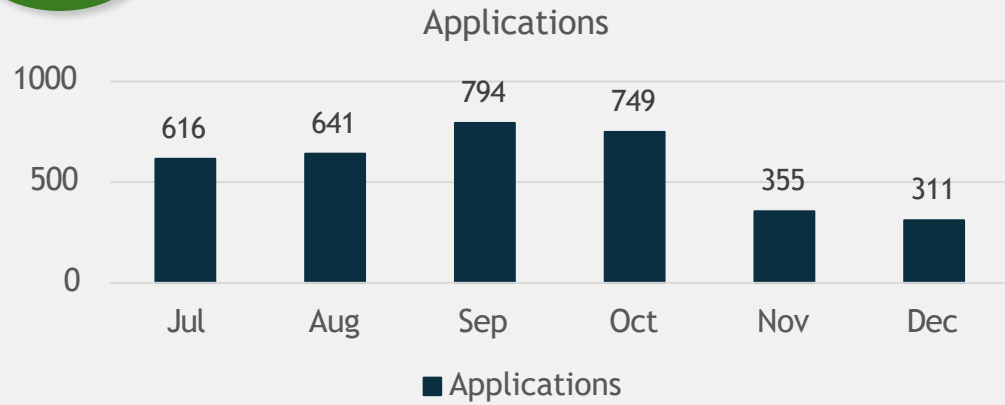


# Gross and Net Portfolio

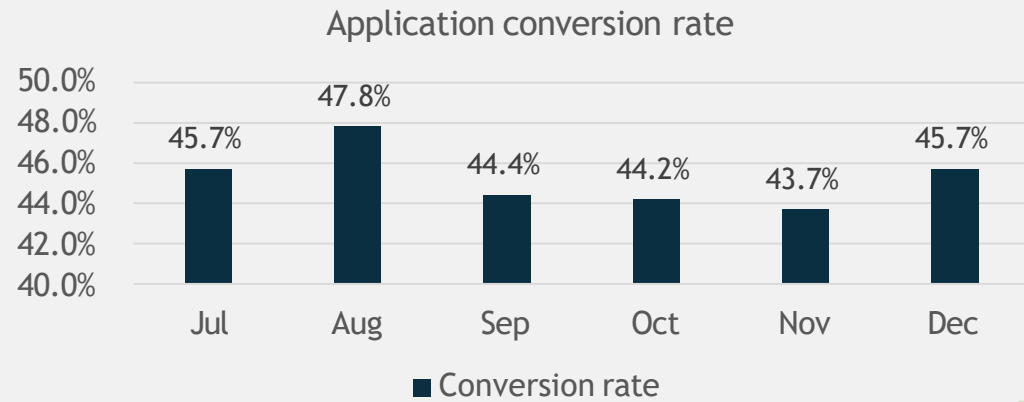
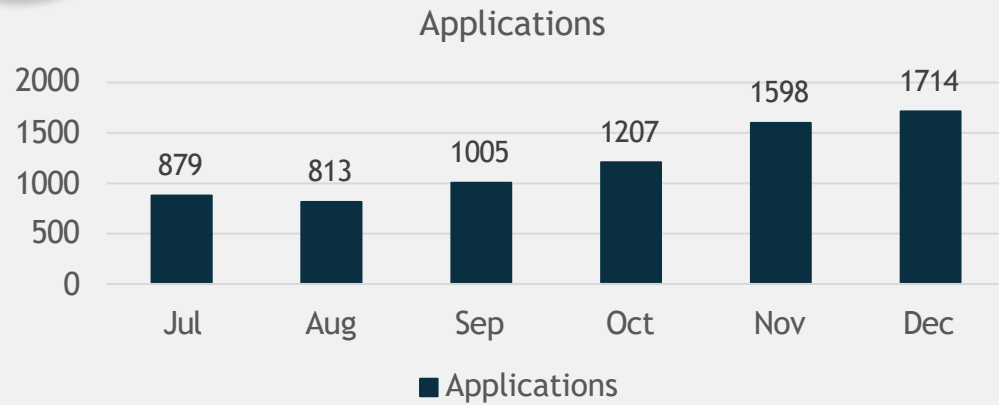


# Applications

## Leasing

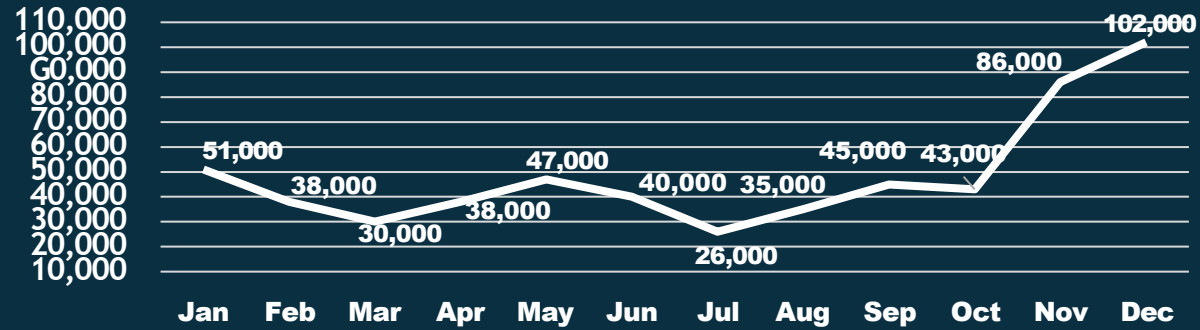


## Express and Cash Loan



# Marketing metrics

## Web page visitors (+19%)



## Facebook



49,000 (+11%)

## Instagram



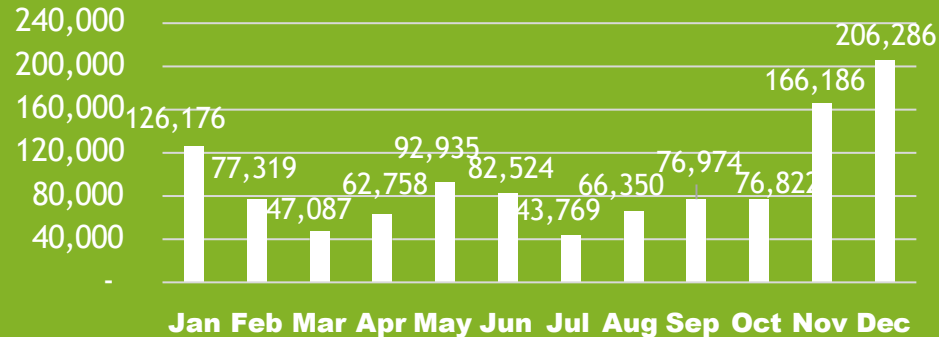
6,877 (+20%)

## Applications

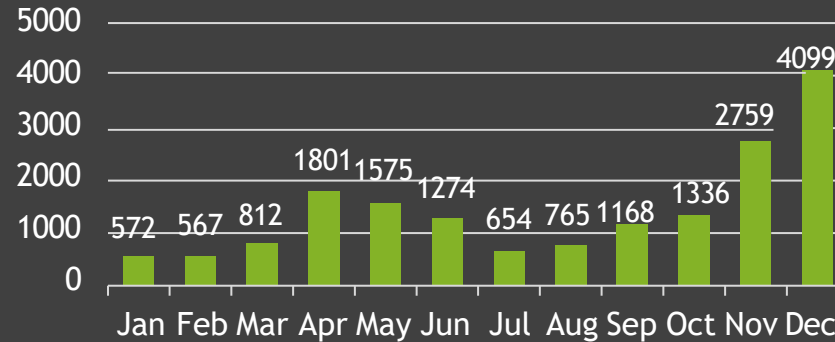


21,412 (+6%)

## Facebook link clicks (-37%)



## Expenditure (+30%)



## Loans issued



\$6,998,062 (+27%)